

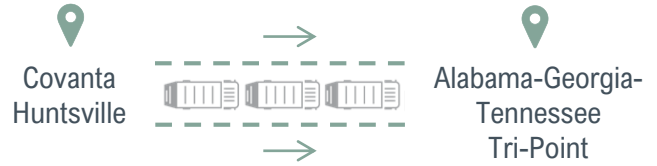
Covanta Huntsville

2019 Facility Performance

Landfill Diversion

21,228 garbage trucks diverted from landfill

= 80 miles of garbage trucks bumper to bumper



Steam Generation



Net GHG Reduction

Compared to Landfilling, 1 Ton of MSW processed reduces lifecycle emissions* by 0.7 tons of net CO₂e

In 2019, the plant **avoided emissions** equivalent to:

- 24 thousand passenger vehicles driven for 1 Year
- Burning 123 million pounds of coal

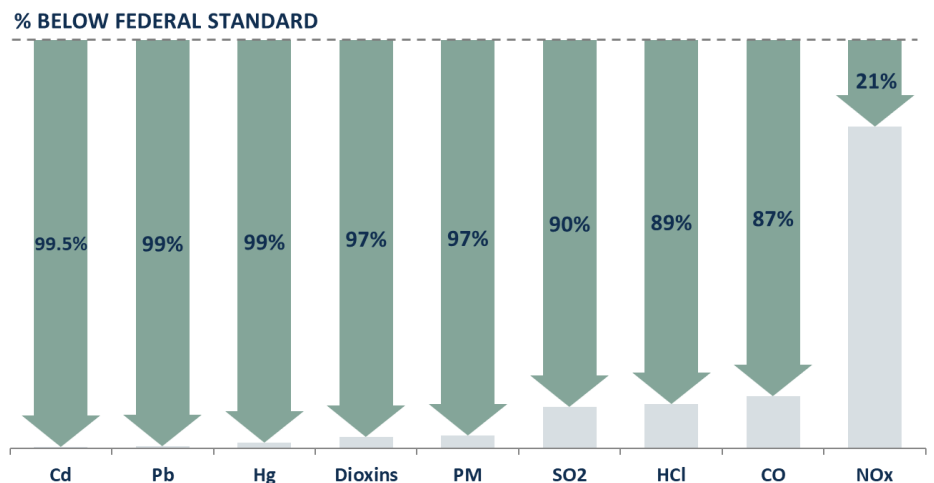
* Life Cycle calculations are based on specific facility operating data, local electrical grid, and U.S. national average landfill practices

Average Annual Facility Emissions

2017-2019 WTE Emissions Compared to Federal Standards

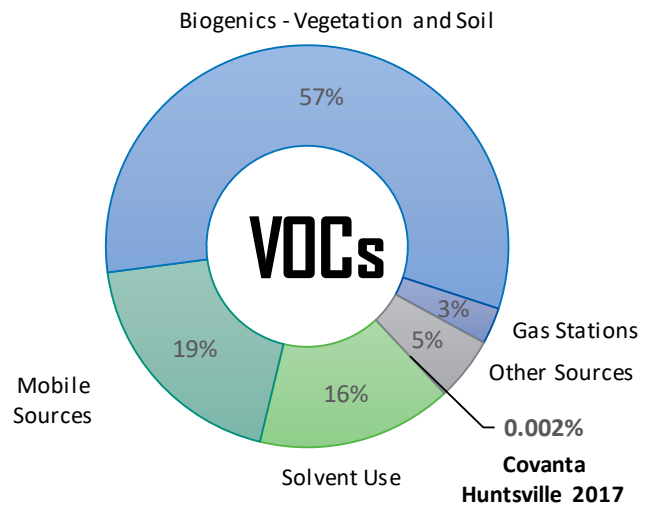
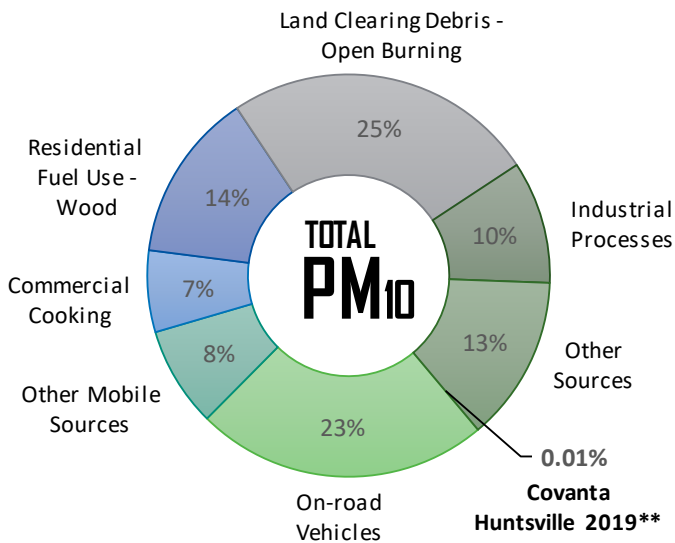
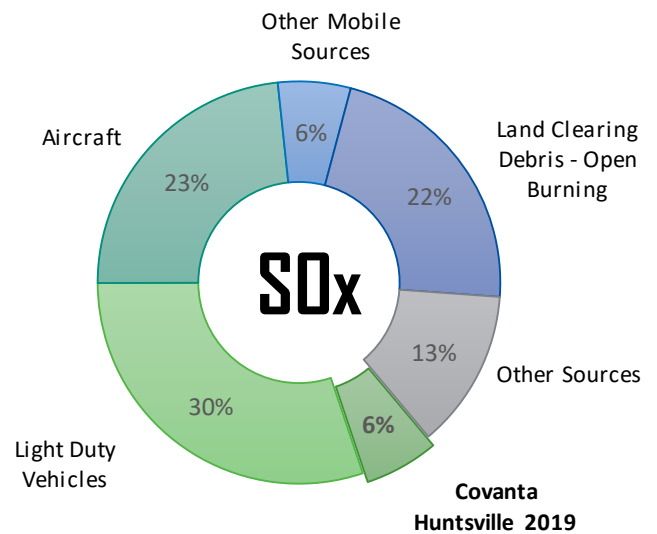
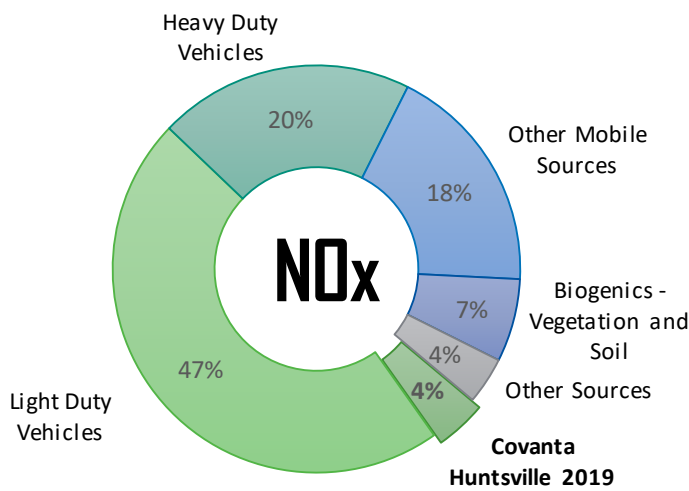
The facility operates up to **99.5% below** federal emissions standards

Emissions compared to federal guidelines for existing facilities (40 CFR 60 Subpart Cb). Facility may be subject to more stringent requirements by permit or in accordance with other federal guidelines.



How Do Our Emissions Compare to Other Sources in the County?

Local air emissions* in Madison County, AL



Excluding Dust Sources, which make up 86% of the total inventory.

Continuous Emission Monitoring Compliance

✓ In 2019, the facility was **99.96%** compliant with CEMS emissions standards

* Based on the 2017 US EPA National Emissions Inventory; the most recently released complete inventory. Where available, the facility's 2017 emissions were replaced with the reported 2019 emissions.

** Total PM10 based on measured filterable PM and NEI emission factors.