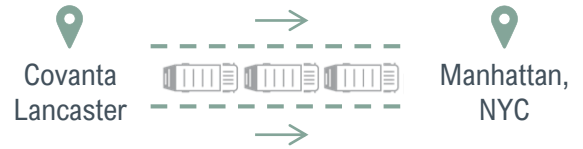


Covanta Lancaster

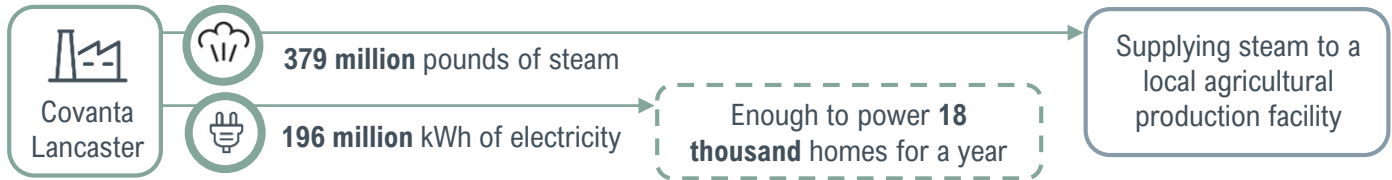
2019 Facility Performance

Landfill Diversion

48,027 garbage trucks diverted from landfill = 182 miles of garbage trucks bumper to bumper =



Steam & Electric Generation



Metal Recovery

Ferrous

8,900 tons

Non-Ferrous

400 tons

The metal recovered is equivalent to:



8 thousand cars from recovered steel



Energy savings equivalent to 1.9 million gallons of gasoline



28 million aluminum cans



A paper clip chain that wraps around the Earth 14 times

Net GHG Reduction

Compared to Landfilling, 1 Ton of MSW processed reduces lifecycle emissions* by 1 ton of net CO₂e

In 2019, the plant avoided emissions equivalent to:



74 thousand passenger vehicles driven for 1 Year

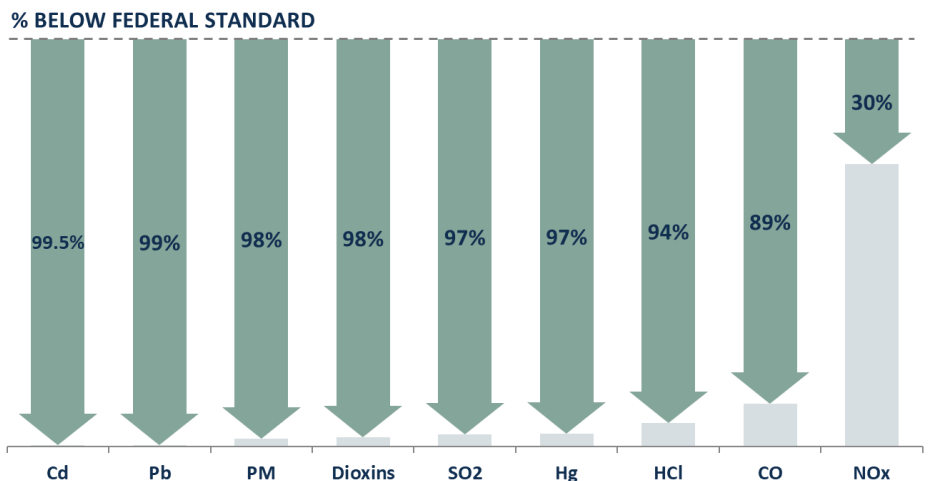
Burning 378 million pounds of coal

* Life Cycle calculations are based on specific facility operating data, local electrical grid, and U.S. national average landfill practices

Average Annual Facility Emissions

2017-2019 WTE Emissions Compared to Federal Standards

The facility operates up to **99.5% below** federal emissions standards

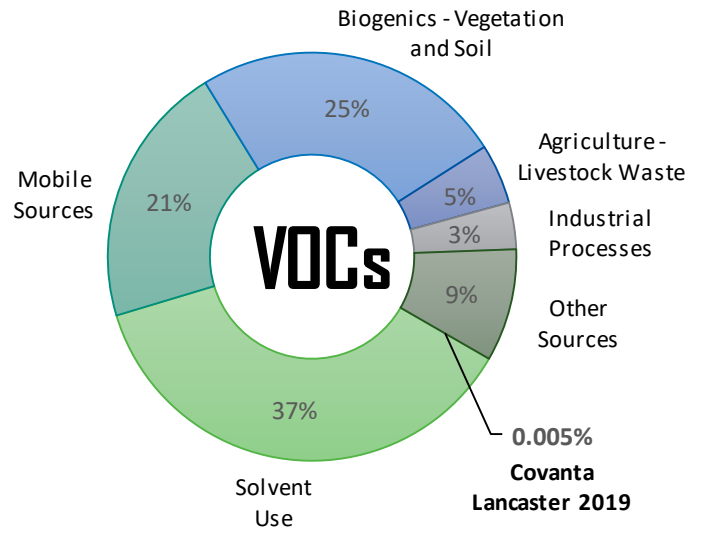
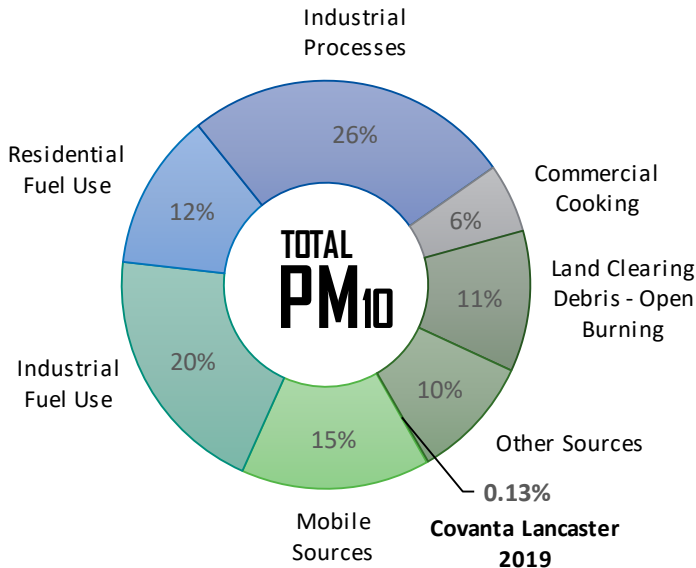
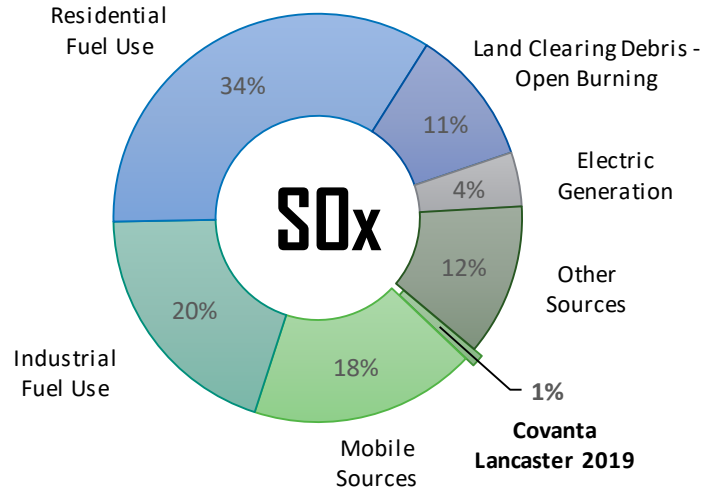
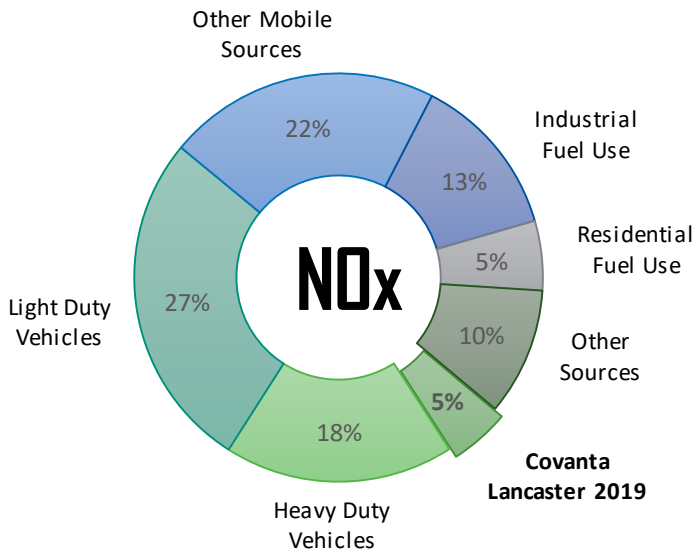


Emissions compared to federal guidelines for existing facilities (40 CFR 60 Subpart Cb).

Facility may be subject to more stringent requirements by permit or in accordance with other federal guidelines.

How Do Our Emissions Compare to Other Sources in the County?

Local air emissions* in Lancaster County, PA



Excluding Dust Sources, which make up 72% of the total inventory.

Continuous Emission Monitoring Compliance

✓ In 2019, the facility was **99.94%** compliant with CEMS emissions standards

* Based on the 2017 US EPA National Emissions Inventory; the most recently released complete inventory. Where available, the facility's 2017 emissions were replaced with the reported 2019 emissions.