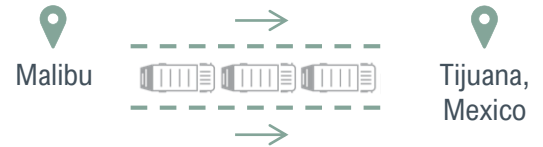


Covanta Long Beach

2019 Facility Performance

Landfill Diversion

47,009 garbage trucks diverted from landfill = 178 miles of garbage trucks bumper to bumper =



Electric Generation

The electricity produced at the plant can:

Provide electricity for **17 thousand** homes for **1 Year**



Fully charge a Tesla Model S vehicle **1.9 million** times

Metal Recovery

Ferrous
7,300 tons

The metal recovered is equivalent to:



6 thousand cars from recovered steel



Energy savings equivalent to **1.2 million** gallons of gasoline



A paper clip chain that wraps around the Earth **11** times

Net GHG Reduction



Compared to Landfilling, **1 Ton** of MSW processed reduces lifecycle emissions* by **1 ton** of net CO₂e

In 2019, the plant **avoided emissions** equivalent to:



72 thousand passenger vehicles driven for **1 Year**

Burning **369 million** pounds of coal

* Life Cycle calculations are based on specific facility operating data, local electrical grid, and U.S. national average landfill practices

Average Annual Facility Emissions

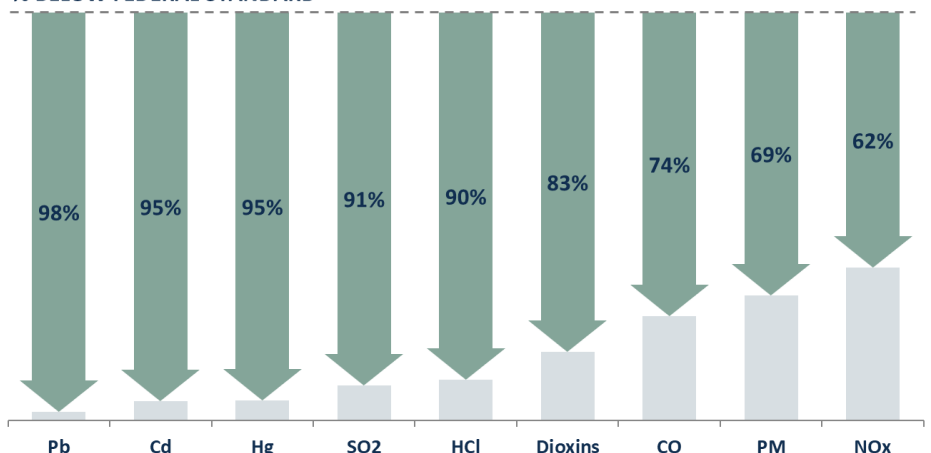
2017-2019 WTE Emissions Compared to Federal Standards

The facility operates up to **98% below** federal emissions standards

Emissions compared to federal guidelines for existing facilities (40 CFR 60 Subpart Cb).

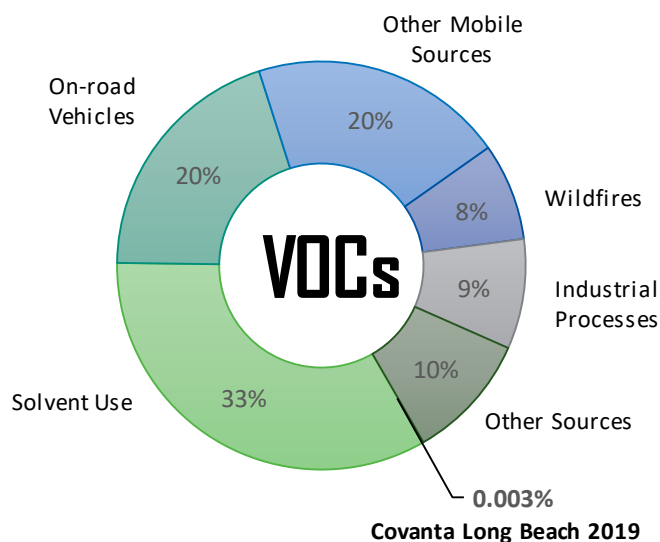
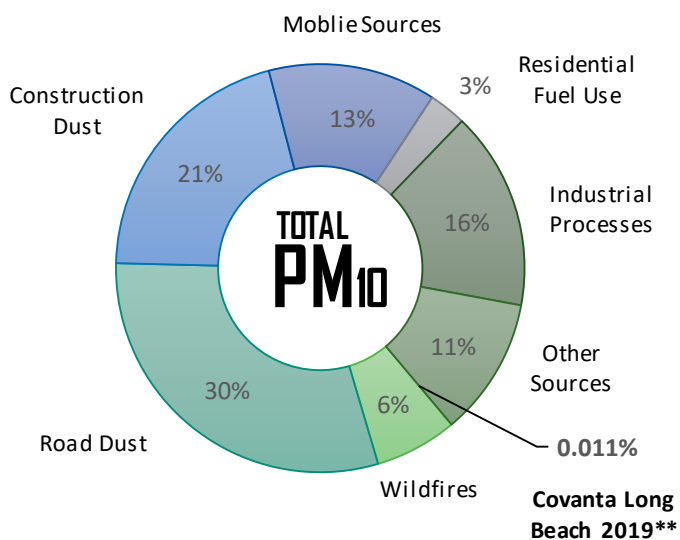
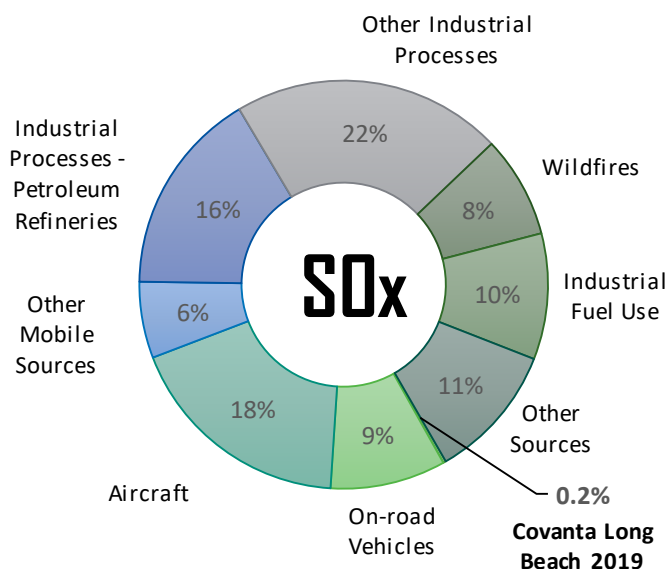
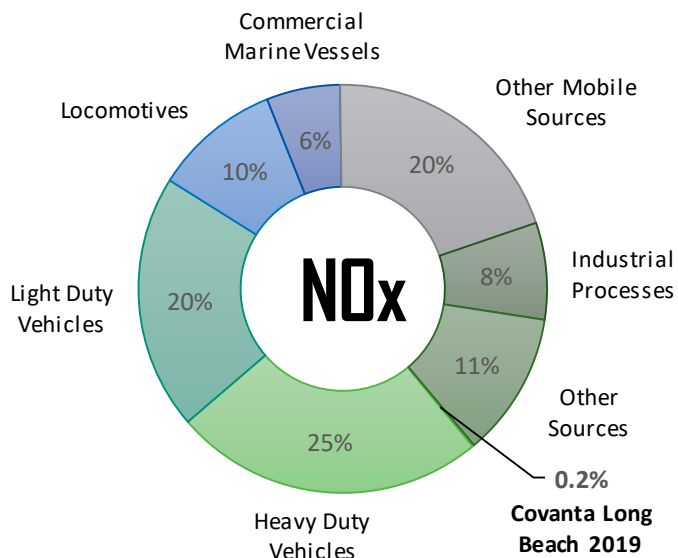
Facility may be subject to more stringent requirements by permit or in accordance with other federal guidelines.

% BELOW FEDERAL STANDARD



How Do Our Emissions Compare to Other Sources in the County?

Local air emissions* in the South Coast Air Basin



Continuous Emission Monitoring Compliance

✓ In 2019, the facility was **99.87%** compliant with CEMS emissions standards

* Based on the 2017 US EPA National Emissions Inventory; the most recently released complete inventory. Where available, the facility's 2017 emissions were replaced with the reported 2019 emissions.

** Total PM₁₀ based on measured filterable PM and NEI emission factors.