

Covanta Babylon

2020 Facility Performance

Landfill Diversion

29,705 garbage trucks diverted from landfill

113 miles bumper to bumper

JFK International Airport



Montauk Point State Park

Electric Generation

The electricity produced at the plant can:

Power **11 thousand** homes for **1 Year**



Charge **27 thousand** electric vehicles for **1 Year**

Metal Recovery

Ferrous
7,600 tons

The metal recovered is equivalent to:



6 thousand cars from recovered steel



Energy savings equivalent to **1.2 million** gallons of gasoline



A paper clip chain that wraps around the Earth **12** times

Net GHG Reduction



1 Ton of waste processed by Waste-to-Energy reduces lifecycle emissions* by **0.9 tons of net CO2e** compared to landfilling



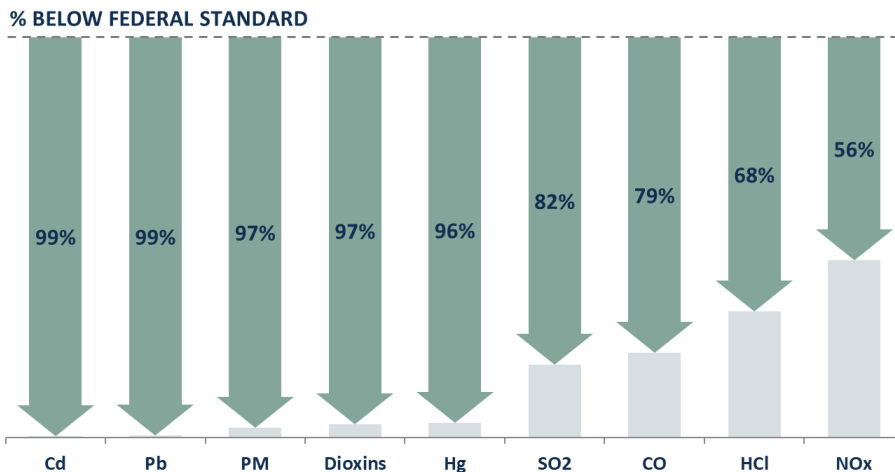
In 2020, the facility avoided emissions equivalent to **43 thousand** passenger vehicles driven for **1 Year**, or burning **221 million** pounds of coal

* Life Cycle calculations are based on specific facility operating data, local electrical grid, and U.S. national average landfill practices

Average Annual Facility Emissions

2018-2020 WTE Emissions Compared to Federal Standards

The facility operates up to **99% below** federal emissions standards

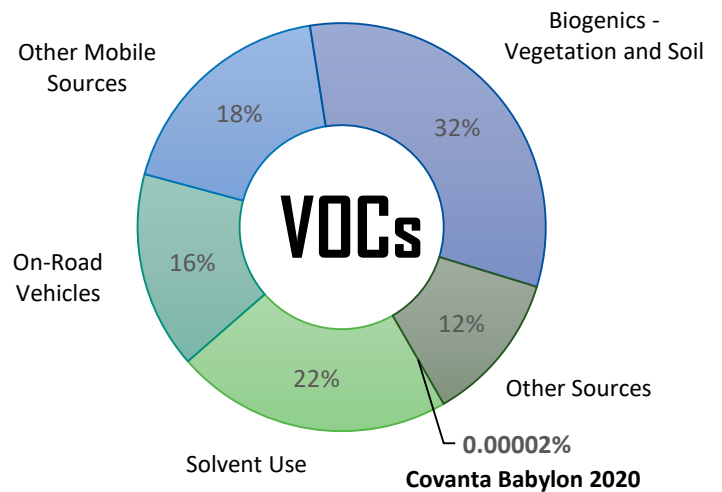
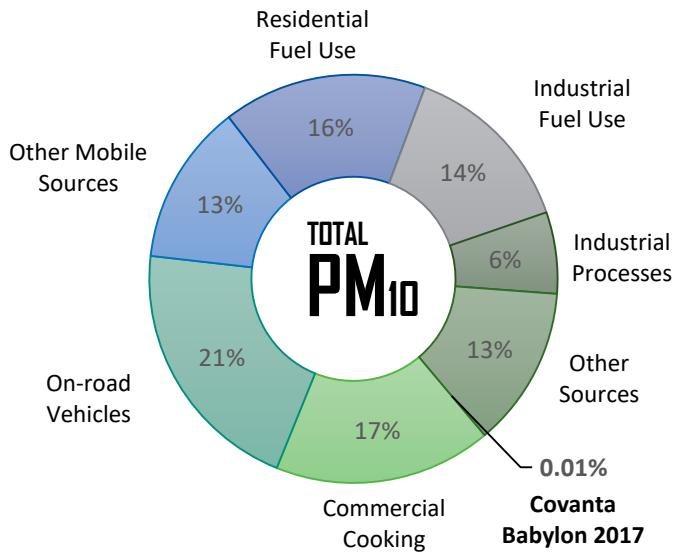
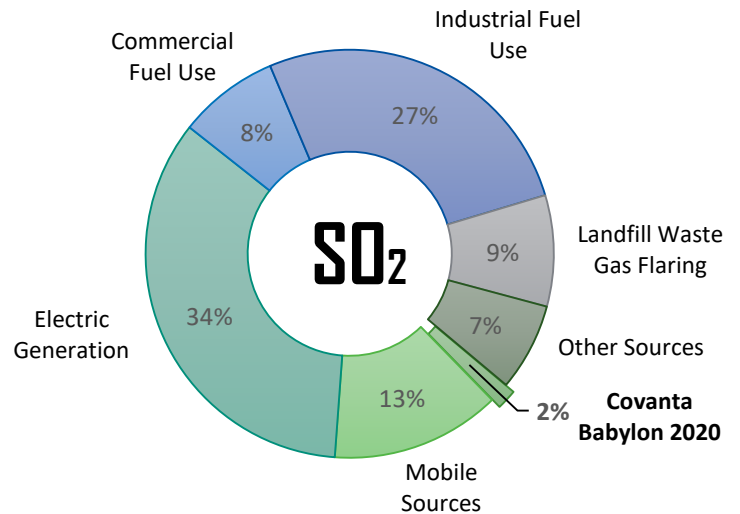
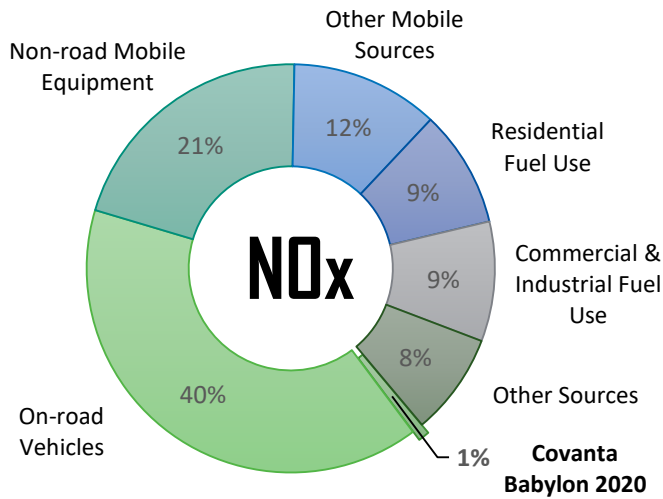


Emissions compared to federal guidelines for existing facilities (40 CFR 60 Subpart Cb).

Facility may be subject to more stringent requirements by permit or in accordance with other federal guidelines.

How Do Our Emissions Compare to Other Sources in the County?

Local air emissions* in Suffolk County, NY



Excluding Dust Sources, which make up 55% of the total inventory.

Continuous Emission Monitoring Compliance

✓ In 2020, the facility was **100.00%** compliant with CEMS emissions standards

* Based on the 2017 US EPA National Emissions Inventory; the most recently released complete inventory. Where available, the facility's 2017 emissions were replaced with the reported 2020 emissions.