

Covanta Essex

2020 Facility Performance

Landfill Diversion

116,934 garbage trucks diverted from landfill

443 miles bumper to bumper

Covanta Essex



Cleveland, Ohio

Electric Generation

The electricity produced at the plant can:

Power **46 thousand** homes for **1 Year**



Charge **113 thousand** electric vehicles for **1 Year**

Metal Recovery

Ferrous
23,300 tons

Non-Ferrous
3,200 tons

The metal recovered is equivalent to:



20 thousand cars from recovered steel



Energy savings equivalent to **7.3 million** gallons of gasoline



223 million aluminum cans



A paper clip chain that wraps around the Earth **36** times

Net GHG Reduction



1 Ton of waste processed by Waste-to-Energy reduces lifecycle emissions* by **0.9 tons of net CO2e** compared to landfilling



In 2020, the facility avoided emissions equivalent to **173 thousand** passenger vehicles driven for **1 Year**, or burning **889 million** pounds of coal

* Life Cycle calculations are based on specific facility operating data, local electrical grid, and U.S. national average landfill practices

Average Annual Facility Emissions

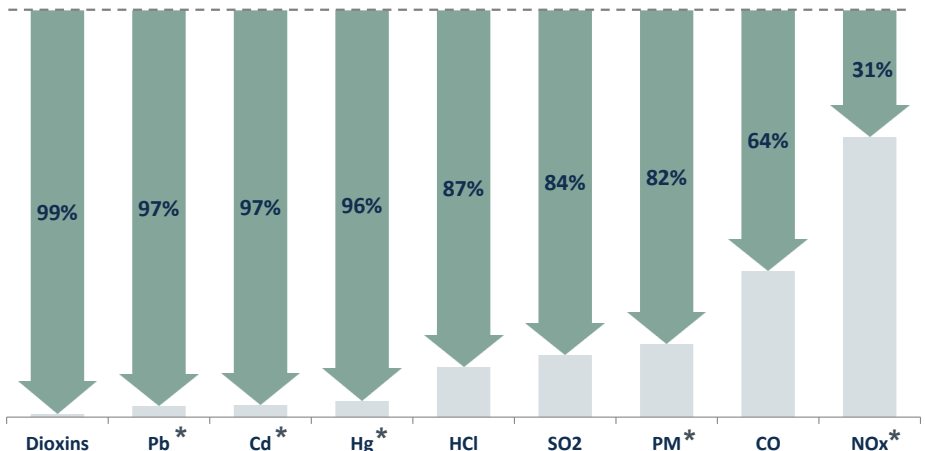
2018-2020 WTE Emissions Compared to Title V Permit

The facility operates up to **99% below** its permitted emissions limits

Emissions compared to Title V emission concentration limits as permitted by the NJDEP.

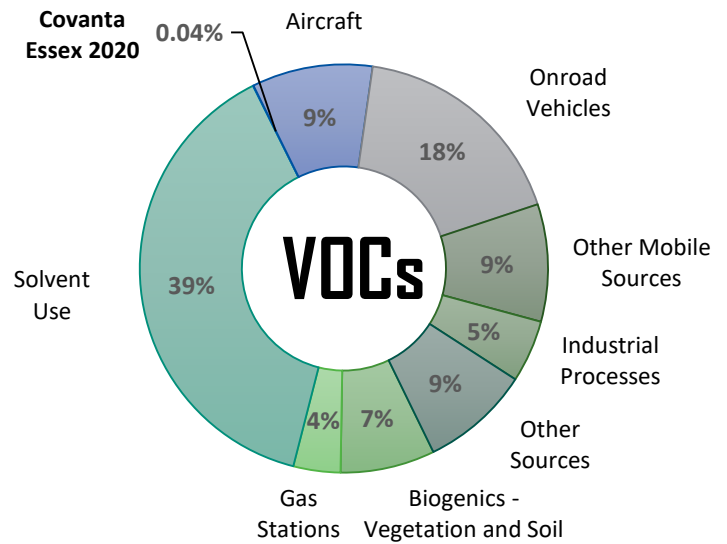
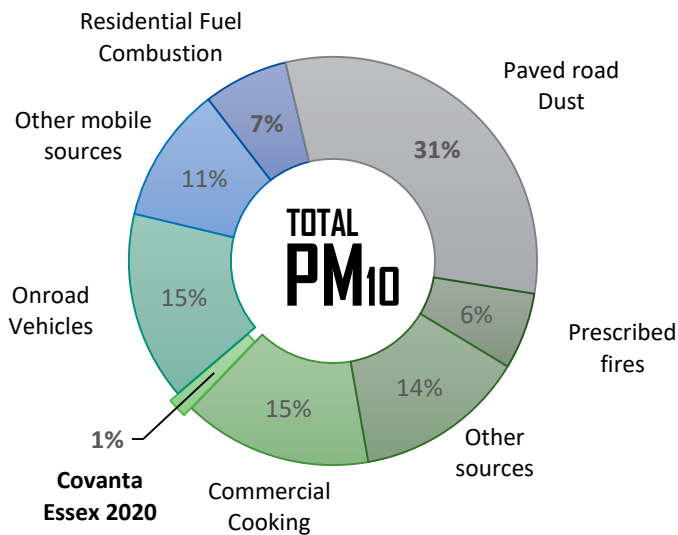
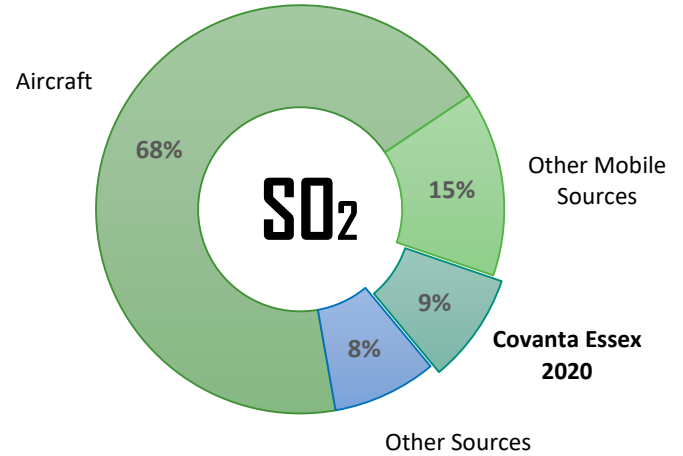
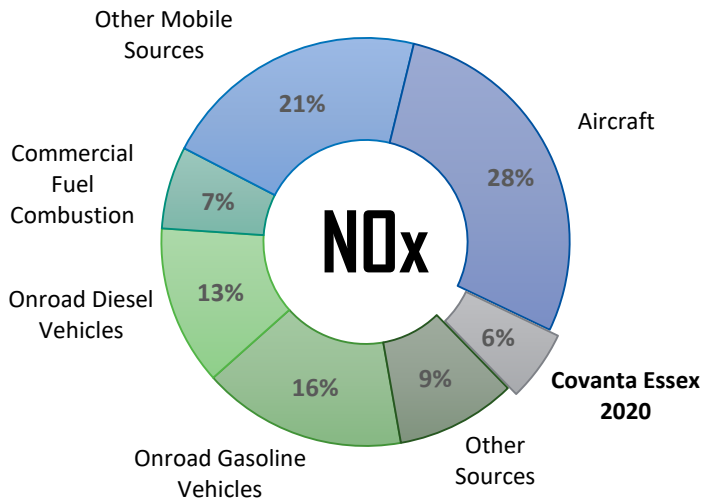
* Facility permit limit set below federal standard.

% BELOW TITLE V EMISSIONS LIMITS



How Do Our Emissions Compare to Other Sources in the County?

Local air emissions* in Essex County, NJ



Continuous Emission Monitoring Compliance

✓ In 2020, the facility was **99.999%** compliant with CEMS emissions standards

* Based on the 2017 US EPA National Emissions Inventory; the most recently released complete inventory. Where available, the facility's 2017 emissions were replaced with the reported 2020 emissions.