

# Covanta Lancaster

## 2020 Facility Performance

### Landfill Diversion

47,698 garbage trucks diverted from landfill

181 miles bumper to bumper

Covanta Lancaster



Rockefeller Center, NYC

### Steam & Electric Generation



### Metal Recovery

#### Ferrous

9,100 tons

#### Non-Ferrous

600 tons

The metal recovered is equivalent to:



8 thousand cars from recovered steel



Energy savings equivalent to **2.1 million** gallons of gasoline

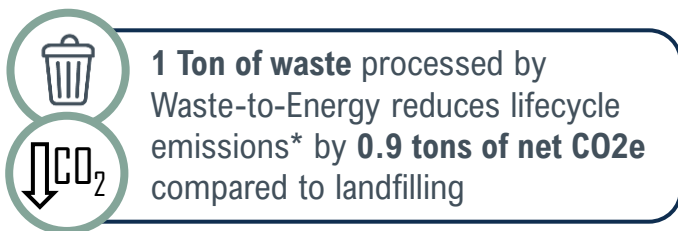


41 million aluminum cans



A paper clip chain that wraps around the Earth **14** times

### Net GHG Reduction



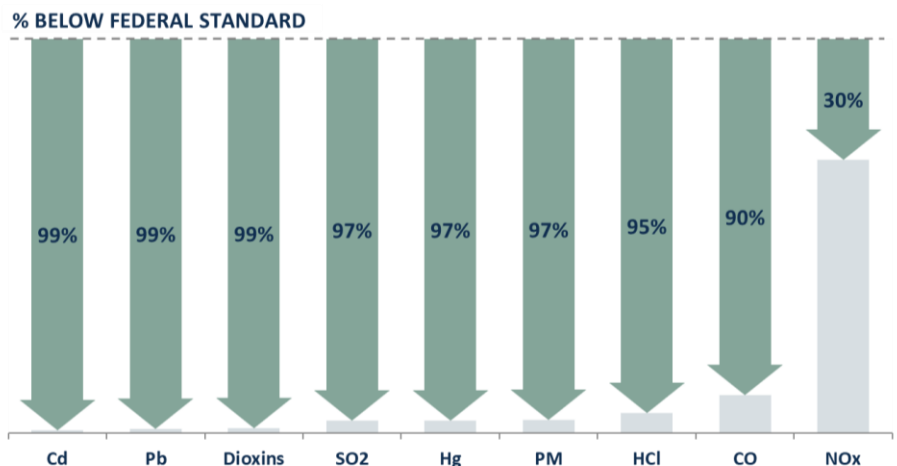
In 2020, the facility avoided emissions equivalent to **71 thousand** passenger vehicles driven for **1 Year**, or burning **367 million** pounds of coal

\* Life Cycle calculations are based on specific facility operating data, local electrical grid, and U.S. national average landfill practices

### Average Annual Facility Emissions

#### 2018-2020 WTE Emissions Compared to Federal Standards

The facility operates up to **99% below** federal emissions standards

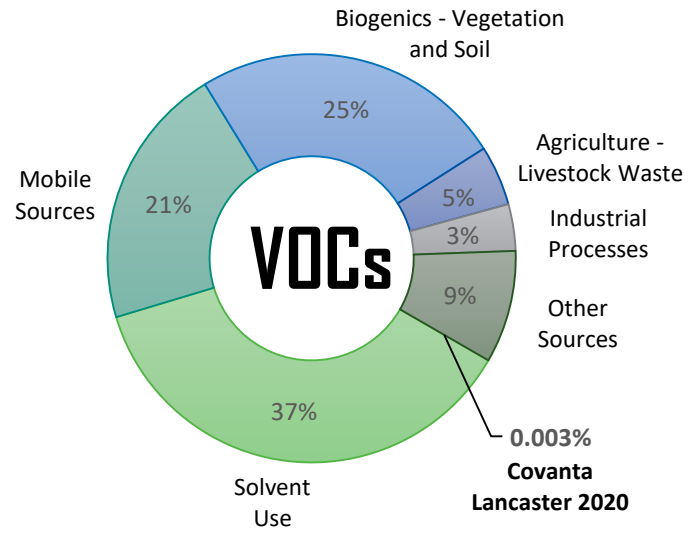
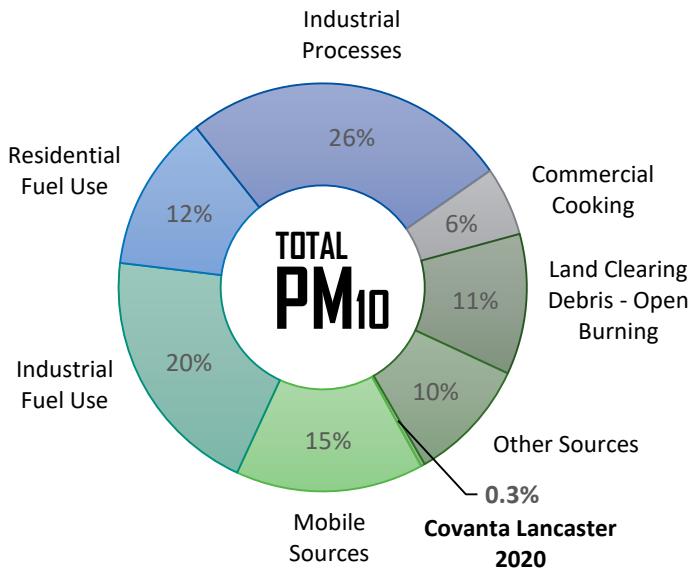
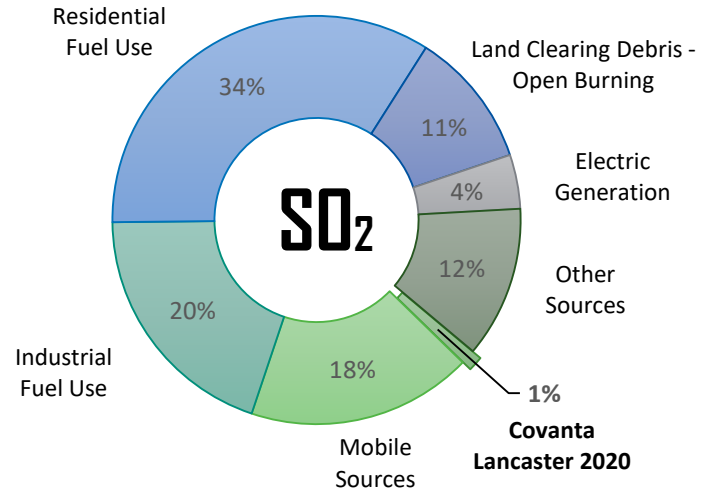
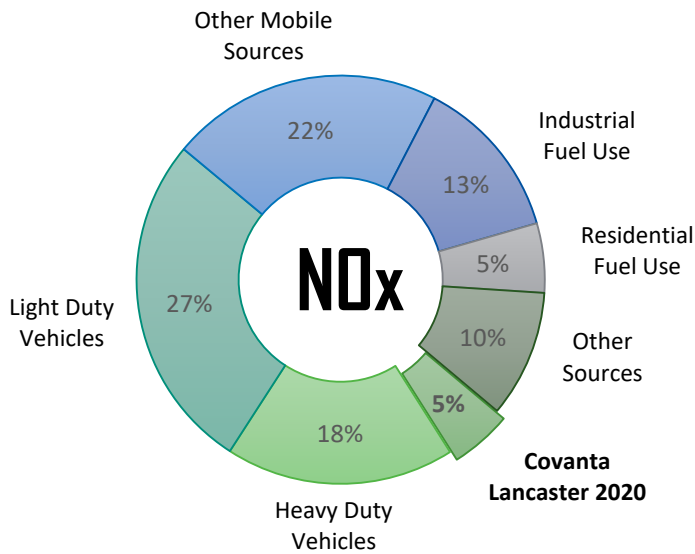


Emissions compared to federal guidelines for existing facilities (40 CFR 60 Subpart Cb).

Facility may be subject to more stringent requirements by permit or in accordance with other federal guidelines.

# How Do Our Emissions Compare to Other Sources in the County?

Local air emissions\* in Lancaster County, PA



Excluding Dust Sources, which make up 72% of the total inventory.

## Continuous Emission Monitoring Compliance

✓ In 2020, the facility was **99.999%** compliant with CEMS emissions standards

\* Based on the 2017 US EPA National Emissions Inventory; the most recently released complete inventory. Where available, the facility's 2017 emissions were replaced with the reported 2020 emissions.