

Covanta Stanislaus

2020 Facility Performance

Landfill Diversion

33,467 garbage trucks diverted from landfill

127 miles bumper to bumper

Covanta Stanislaus



Pfeiffer Big Sur State Park

Electric Generation

The electricity produced at the plant can:

Power **14 thousand** homes for **1 Year**



Charge **34 thousand** electric vehicles for **1 Year**

Metal Recovery

Ferrous

4,900 tons

Non-Ferrous

700 tons

The metal recovered is equivalent to:



4 thousand cars from recovered steel



Energy savings equivalent to **1.6 million** gallons of gasoline



51 million aluminum cans



A paper clip chain that wraps around the Earth **7 times**

Net GHG Reduction



1 Ton of waste processed by Waste-to-Energy reduces lifecycle emissions* by **0.9 tons of net CO2e** compared to landfilling



In 2020, the facility avoided emissions equivalent to **49 thousand** passenger vehicles driven for **1 Year**, or burning **251 million** pounds of coal

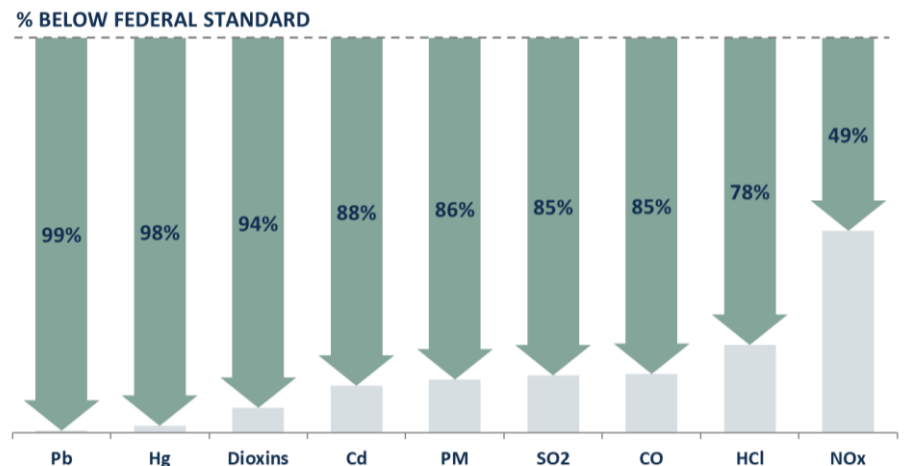
* Life Cycle calculations are based on specific facility operating data, local electrical grid, and U.S. national average landfill practices

Average Annual Facility Emissions

2018-2020 WTE Emissions Compared to Federal Standards

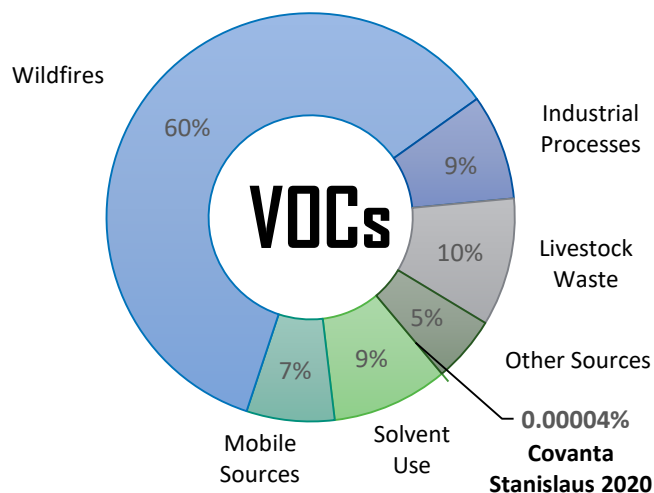
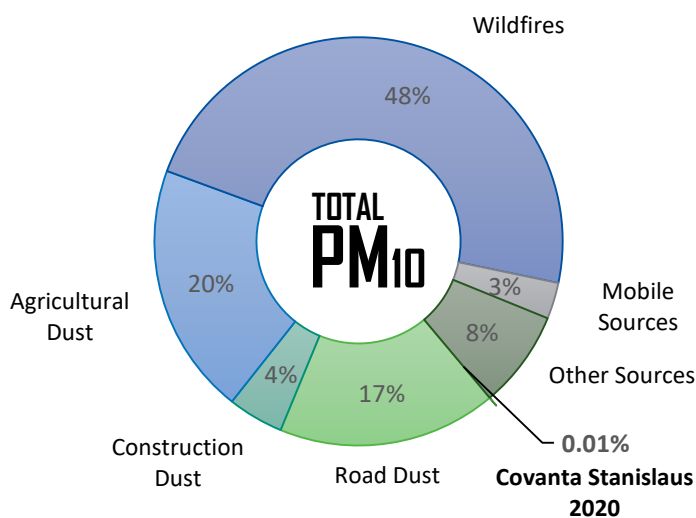
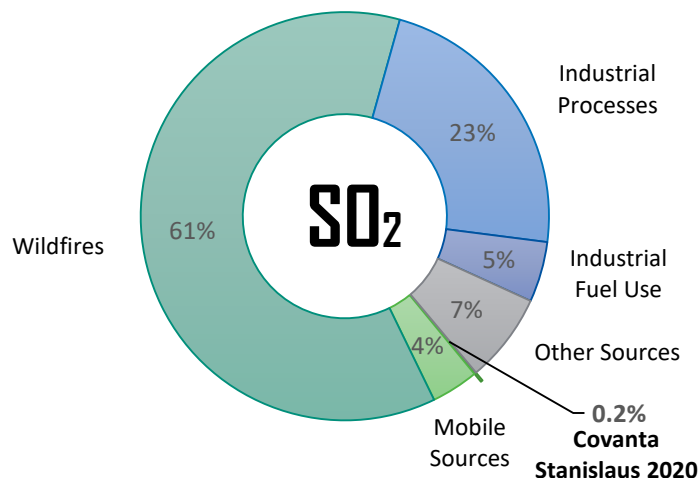
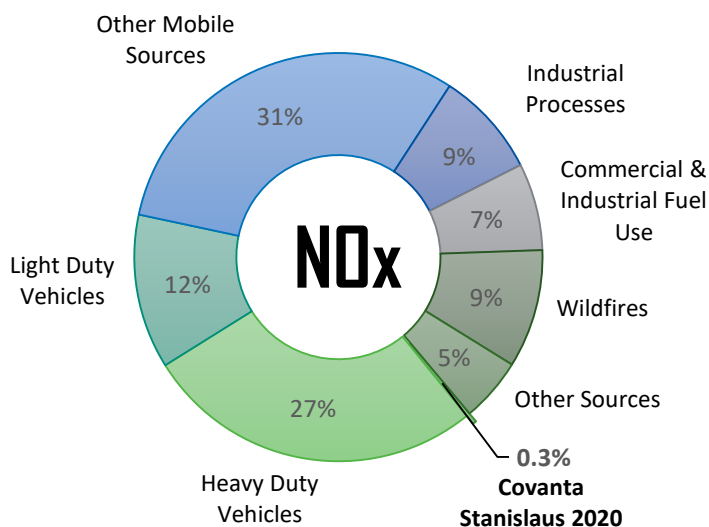
The facility operates up to **99% below** federal emissions standards

Emissions compared to federal guidelines for existing facilities (40 CFR 60 Subpart Cb). Facility may be subject to more stringent requirements by permit or in accordance with other federal guidelines.



How Do Our Emissions Compare to Other Sources in the County?

Local air emissions* in the San Joaquin Valley Air Basin



Continuous Emission Monitoring Compliance

✓ In 2020, the facility was **99.98%** compliant with CEMS emissions standards

* Based on the 2017 US EPA National Emissions Inventory; the most recently released complete inventory. Where available, the facility's 2017 emissions were replaced with the reported 2020 emissions.