

Covanta Huntington

2020 Facility Performance

Landfill Diversion

41,696 garbage trucks diverted from landfill

158 miles bumper to bumper

Covanta Huntington



Philadelphia Liberty Bell

Electric Generation

The electricity produced at the plant can:

Power **18 thousand** homes for **1 Year**



Charge **45 thousand** electric vehicles for **1 Year**

Metal Recovery

Ferrous
9,900 tons

The metal recovered is equivalent to:



8 thousand cars from recovered steel



Energy savings equivalent to **1.6 million** gallons of gasoline



A paper clip chain that wraps around the Earth **15** times

Net GHG Reduction



1 Ton of waste processed by the facility reduces lifecycle emissions* by **1 tons of net CO₂e**** compared to landfilling



In 2020, the facility avoided emissions equivalent to **63 thousand** passenger vehicles driven for **1 Year**, or burning **325 million** pounds of coal

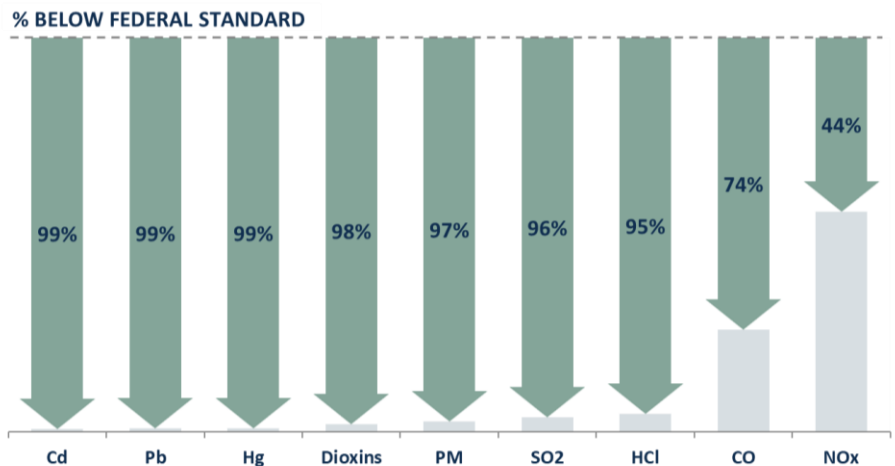
* WTE facilities in the U.S. reduce lifecycle emissions by an average of 1 ton of CO₂e per ton of MSW diverted from landfills. The data presented here reflects facility-specific operating data and the local electrical grid, which can differ from the national average.

Average Annual Facility Emissions

2018-2020 WTE Emissions Compared to Federal Standards

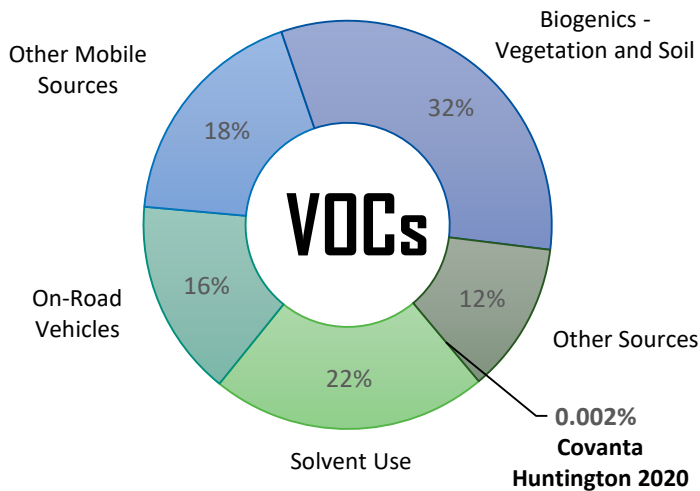
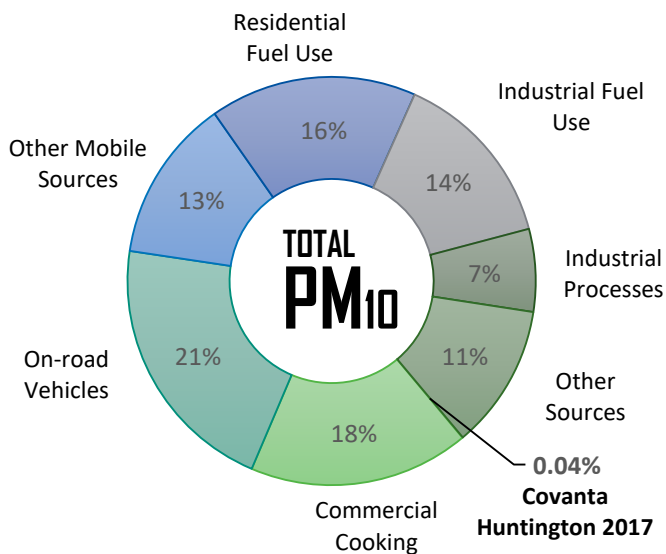
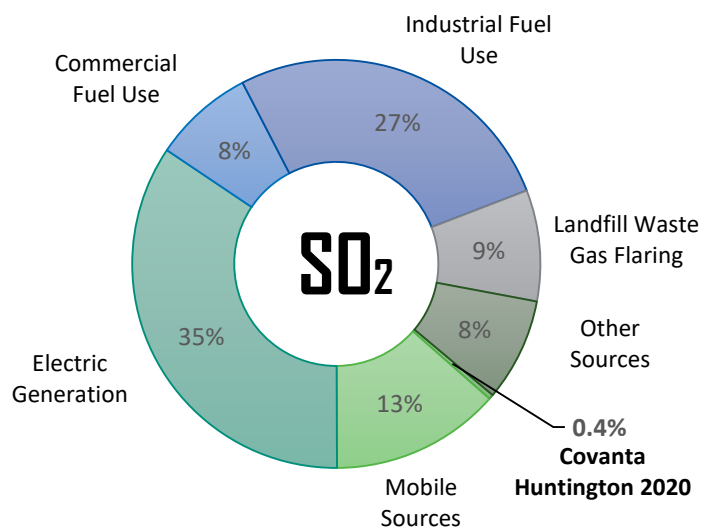
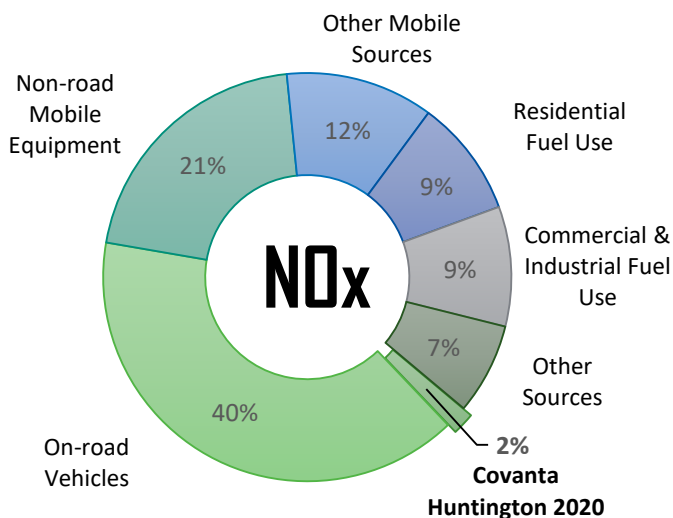
The facility operates up to **99% below** federal emissions standards

Emissions compared to federal guidelines for existing facilities (40 CFR 60 Subpart Cb). Facility may be subject to more stringent requirements by permit or in accordance with other federal guidelines.



How Do Our Emissions Compare to Other Sources in the County?

Local air emissions*** in Suffolk County, NY



Excluding Dust Sources, which make up 55% of the total inventory.

Continuous Emission Monitoring Compliance

✓ In 2020, the facility was **100.00%** compliant with CEMS emissions standards

** To allow for a comparison of different greenhouse gases, emissions are converted into CO2 equivalents, or CO2e, using global warming potentials (GWPs). This analysis uses the 100-yr GWP for methane of 28 from the IPCC's 5th assessment report. More information on the calculation can be found at <http://covanta-csr.com/wte-vs-landfill/>

*** Based on the 2017 US EPA National Emissions Inventory; the most recently released complete inventory. Where available, the facility's 2017 emissions were replaced with the reported 2020 emissions.