

# Covanta Huntsville

## 2020 Facility Performance

### Landfill Diversion

21,372 garbage trucks diverted from landfill

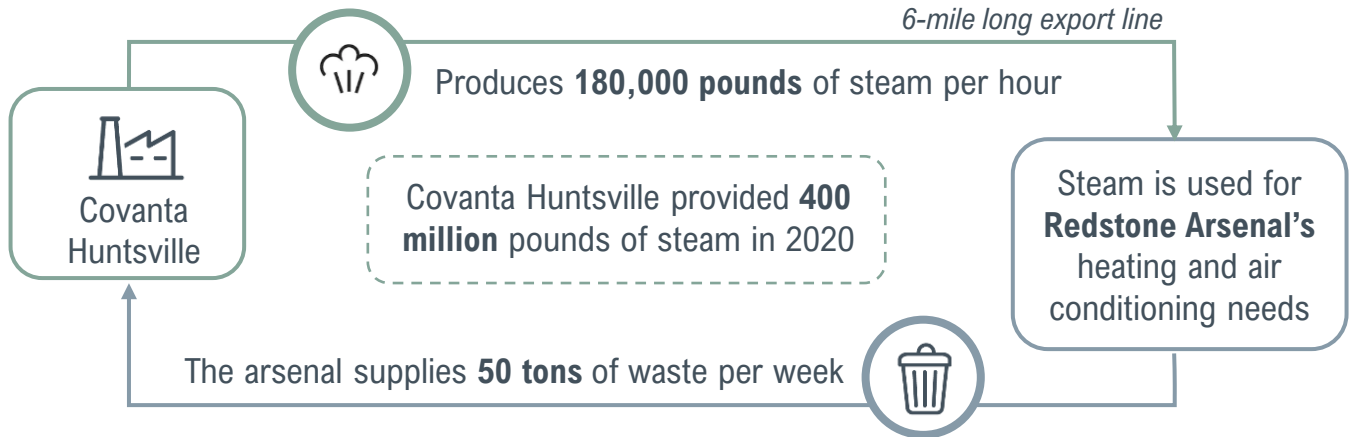
81 miles bumper to bumper

Covanta Huntsville



Alabama-Georgia-Tennessee Tri-Point

### Steam Generation



### Net GHG Reduction

**1 Ton of waste** processed by the facility reduces lifecycle emissions\* by **0.5 tons of net CO<sub>2</sub>e\*\*** compared to landfilling

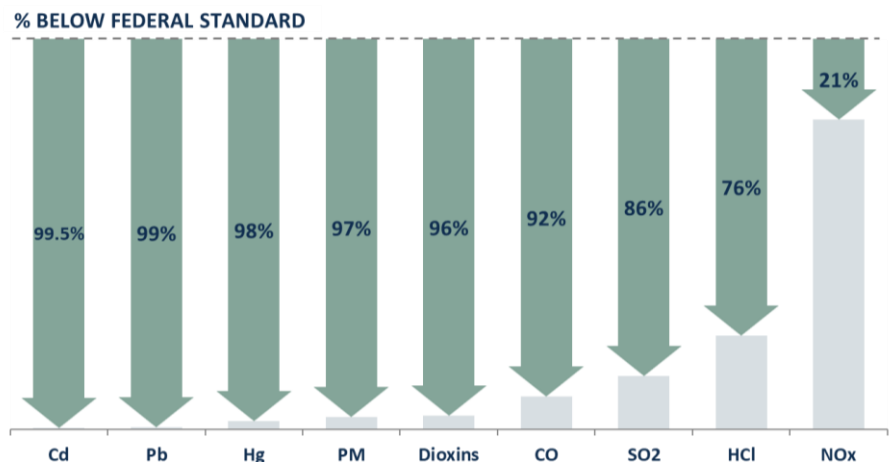
In 2020, the facility avoided emissions equivalent to **17 thousand** passenger vehicles driven for **1 Year**, or burning **87 million** pounds of coal

\* WTE facilities in the U.S. reduce lifecycle emissions by an average of 1 ton of CO<sub>2</sub>e per ton of MSW diverted from landfills. The data presented here reflects facility-specific operating data and the local electrical grid, which can differ from the national average.

### Average Annual Facility Emissions

#### 2018-2020 WTE Emissions Compared to Federal Standards

The facility operates up to **99.5% below** federal emissions standards

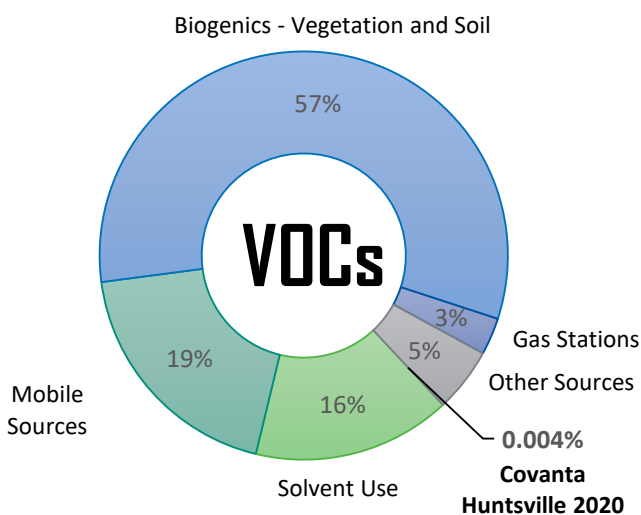
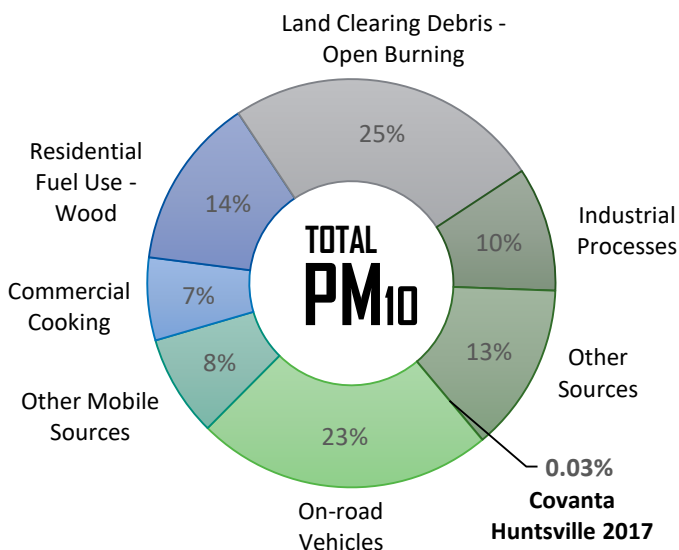
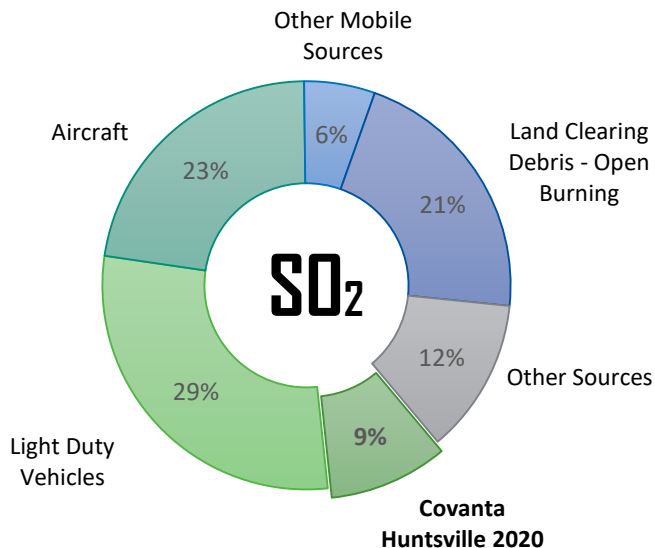
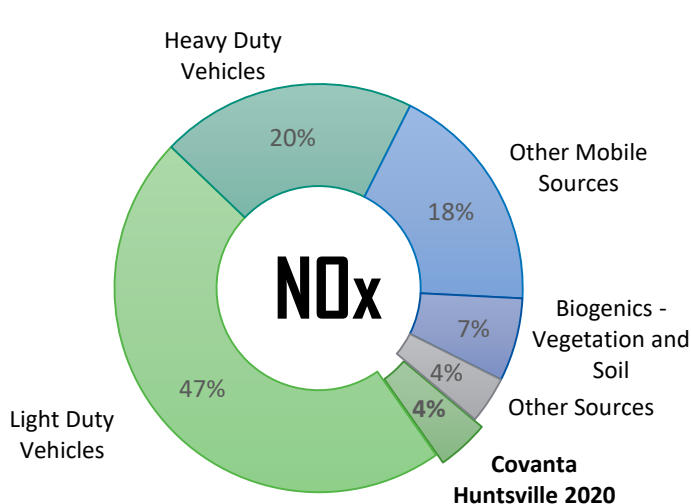


Emissions compared to federal guidelines for existing facilities (40 CFR 60 Subpart Cb).

Facility may be subject to more stringent requirements by permit or in accordance with other federal guidelines.

# How Do Our Emissions Compare to Other Sources in the County?

Local air emissions\*\*\* in Madison County, AL



Excluding Dust Sources, which make up 86% of the total inventory.

## Continuous Emission Monitoring Compliance

✓ In 2020, the facility was **100.00%** compliant with CEMS emissions standards

\*\* To allow for a comparison of different greenhouse gases, emissions are converted into CO2 equivalents, or CO2e, using global warming potentials (GWPs). This analysis uses the 100-yr GWP for methane of 28 from the IPCC's 5<sup>th</sup> assessment report. More information on the calculation can be found at <http://covanta-csr.com/wte-vs-landfill/>

\*\*\* Based on the 2017 US EPA National Emissions Inventory; the most recently released complete inventory. Where available, the facility's 2017 emissions were replaced with the reported 2020 emissions.