

Covanta Indianapolis

2020 Facility Performance

Landfill Diversion

91,335 garbage trucks diverted from landfill

346 miles bumper to bumper

Covanta Indianapolis



Knoxville, TN

Steam Generation



3.2 billion pounds of steam sold to Citizen Thermal Energy

Supplying 50% of the steam for the downtown Indianapolis heating loop

Metal Recovery

Ferrous
17,800 tons

Non-Ferrous
1,100 tons

The metal recovered is equivalent to:



15 thousand cars from recovered steel



Energy savings equivalent to 4.1 million gallons of gasoline



79 million aluminum cans



A paper clip chain that wraps around the Earth 27 times

Net GHG Reduction



1 Ton of waste processed by the facility reduces lifecycle emissions* by 0.8 tons of net CO₂e** compared to landfilling



In 2020, the facility avoided emissions equivalent to 113 thousand passenger vehicles driven for 1 Year, or burning 579 million pounds of coal

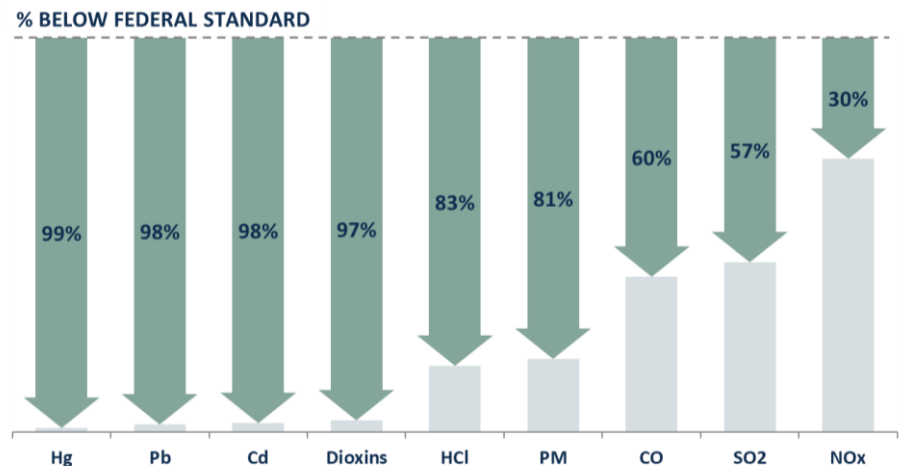
* WTE facilities in the U.S. reduce lifecycle emissions by an average of 1 ton of CO₂e per ton of MSW diverted from landfills. The data presented here reflects facility-specific operating data and the local electrical grid, which can differ from the national average.

Average Annual Facility Emissions

2018-2020 WTE Emissions Compared to Federal Standards

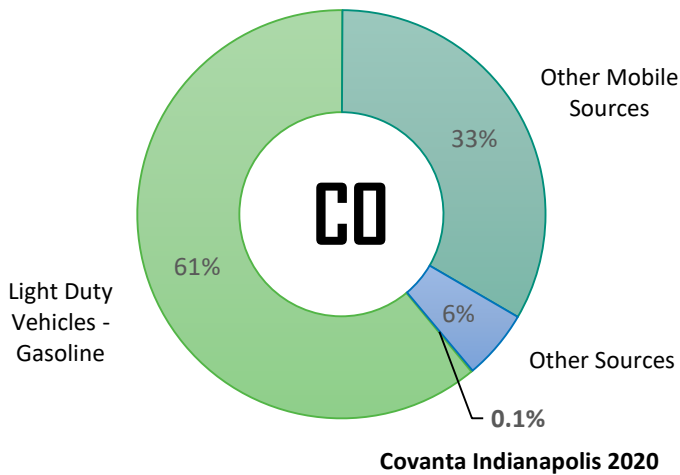
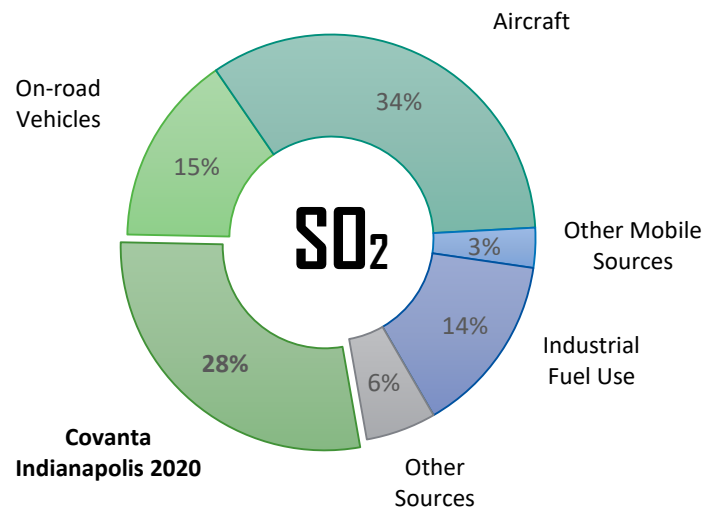
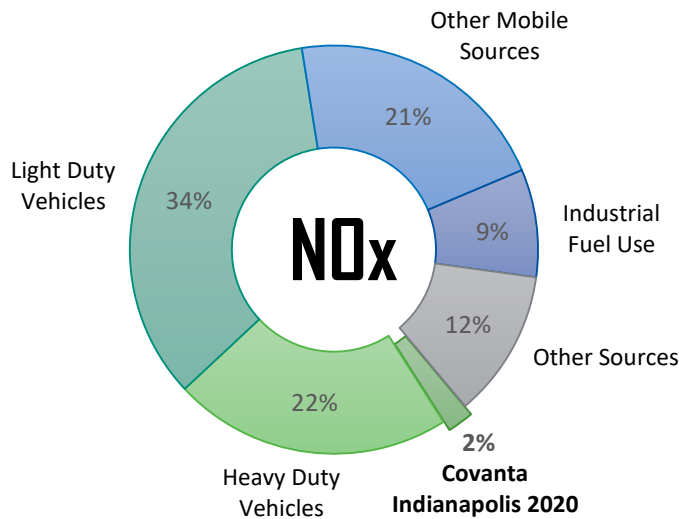
The facility operates up to 99% below federal emissions standards

Emissions compared to federal guidelines for existing facilities (40 CFR 60 Subpart Cb). Facility may be subject to more stringent requirements by permit or in accordance with other federal guidelines.



How Do Our Emissions Compare to Other Sources in the County?

Local air emissions*** in Marion County, IN



Continuous Emission Monitoring Compliance

✓ In 2020, the facility was **99.99%** compliant with CEMS emissions standards

** To allow for a comparison of different greenhouse gases, emissions are converted into CO2 equivalents, or CO2e, using global warming potentials (GWPs). This analysis uses the 100-yr GWP for methane of 28 from the IPCC's 5th assessment report. More information on the calculation can be found at <http://covanta-csr.com/wte-vs-landfill/>

*** Based on the 2017 US EPA National Emissions Inventory; the most recently released complete inventory. Where available, the facility's 2017 emissions were replaced with the reported 2020 emissions.