

Covanta Dublin

2020 Facility Performance

Landfill Diversion

80,666 waste vehicles diverted from landfill

492 kilometers bumper to bumper

Longer than the full length of the Island of Ireland

486 km



Electric Generation

The electricity produced at the plant can:

Power 106 thousand homes for 1 Year

OR

Charge 103 thousand electric vehicles for 1 Year

Metal Recovery

Ferrous
10,200 tonnes

Non-Ferrous
8,000 tonnes

The metal recovered is equivalent to:



9 thousand cars from recovered steel



Energy savings equivalent to 43.8 million litres of fuel



607 million aluminium cans



A paper clip chain that wraps around the Earth 17 times

Net GHG Reduction



1 tonne of waste processed by the facility reduces lifecycle emissions* by 0.3 tonnes of net CO₂e** compared to landfilling



In 2020, the facility avoided emissions equivalent to 41 thousand passenger vehicles driven for 1 Year, or burning 95 million kgs of coal

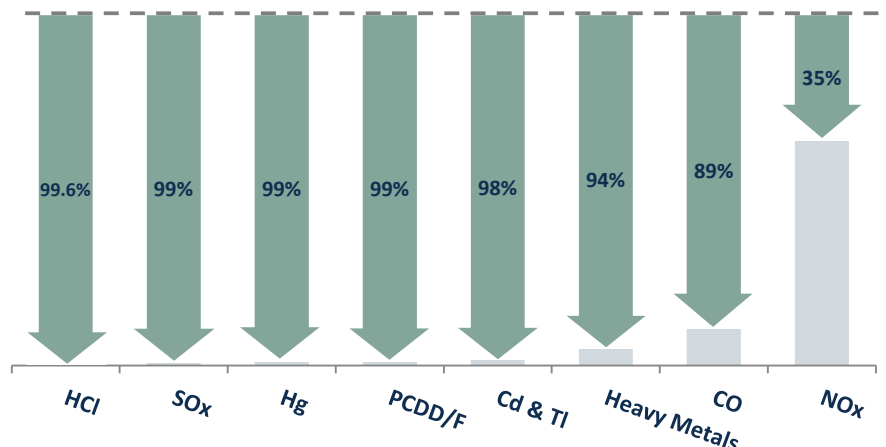
* Life Cycle calculations are based on facility operating data, natural gas combined cycle CO₂e intensity, and assumed 100% LFGTE.

Average Annual Facility Emissions

2018-2020 WTE Emissions Compared to EPA License Limits

The facility operates up to 99.8% below EPA License Limits

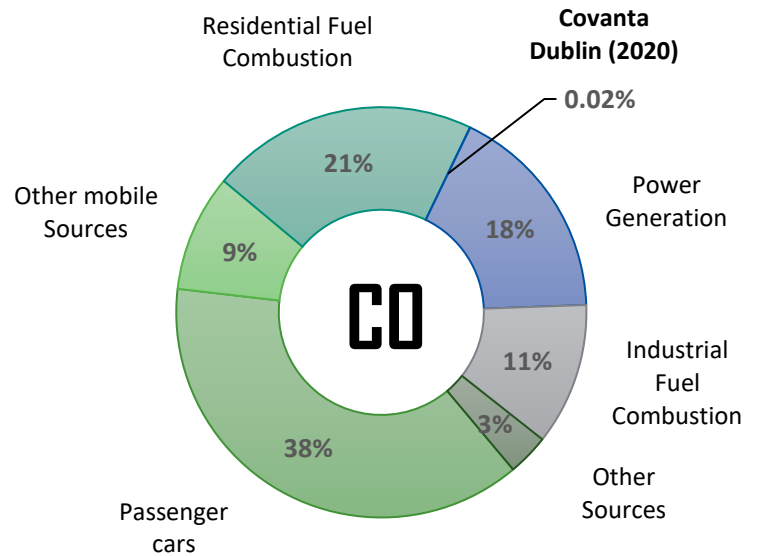
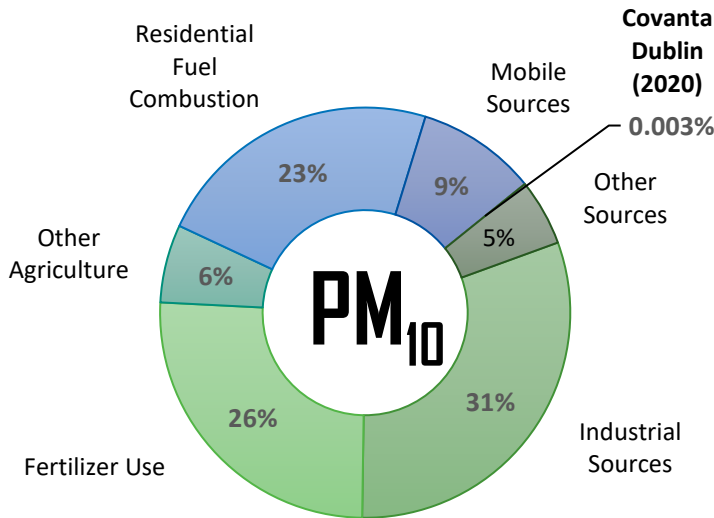
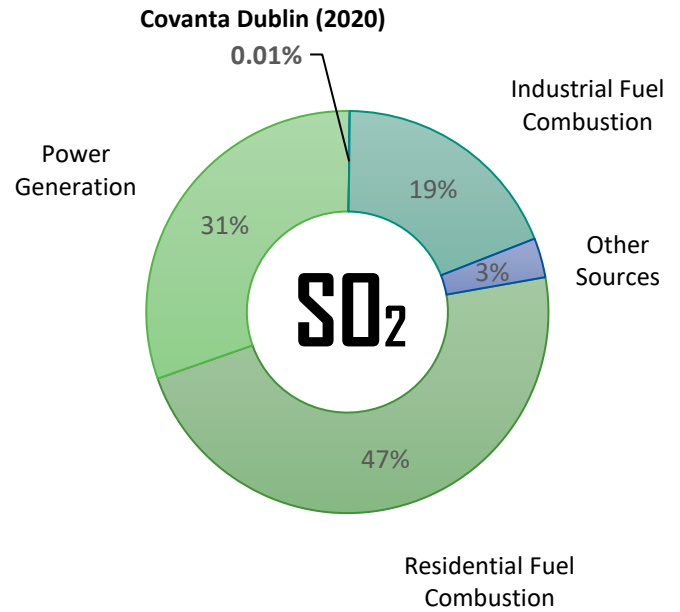
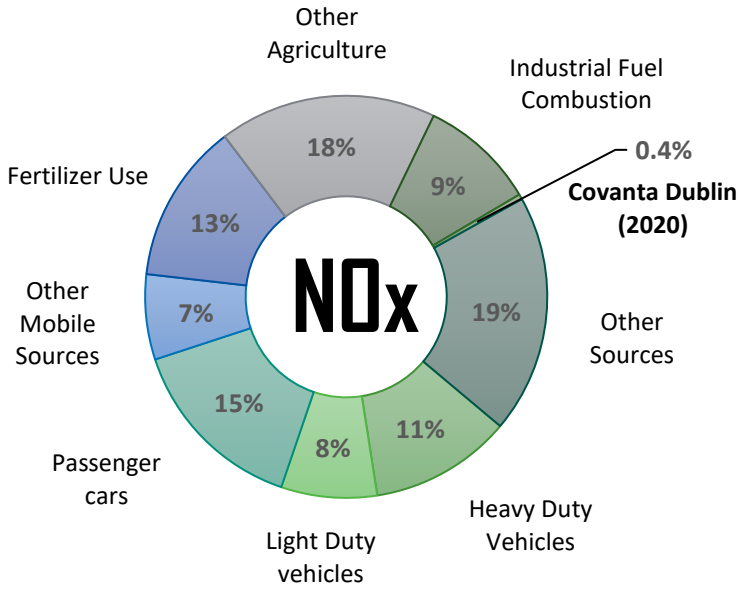
% BELOW EPA LIMITS



Emissions compared to emission limit values (ELV) as set out in the facility's license that was granted by the Environmental Protection Agency under the Industrial Emissions Directive (IED)

How Do Our Emissions Compare to Other Sources in the Country?

Local air emissions*** in Ireland



Continuous Emission Monitoring Compliance

✓ In 2020, the facility was **99.91%** compliant with CEMS emissions standards

** To allow for a comparison of different greenhouse gases, emissions are converted into CO₂ equivalents, or CO₂e, using global warming potentials (GWPs). This analysis uses the 100-yr GWP for methane of 28 from the IPCC's 5th assessment report.

More information on the calculation can be found at <http://covanta-csr.com/wte-vs-landfill/>

*** Based on Ireland's 2019 Informative Inventory Report (IIR) and Nomenclature for Reporting (NFR) tables. The IIR and NFR detail emissions for years 1990-2017. Where available, the facility's 2017 emissions were replaced with the reported 2020 emissions.